

CROWN & BRIDGE

SELECT:

- Crown Bridge
 Inlay / Onlay Veneer

ZIRCONIA METAL FREE

- Full / Solid Zirconia
 Zirconia Layered
 Esthetic Zirconia
 Emax

ALL CERAMIC

- IPS e.max CAD

FULL CAST

- Non-Precious
 Semi-Precious
 Gold 46%
 Gold 60%
 White Gold HN
 Yellow Gold HN

PFM

- Non-Precious
 Semi-precious

- White Gold HN
 Yellow Gold HN

C&B EXTRAS

- Rest
 Wing
 Fit to Partial
 Diagnostic Wax-Up

CROWN & BRIDGE CASE SPECIFICATIONS

- Complete MTI / Coping
 Porcelain Bake Bisque Bake
 Glaze / Polish Finish

IMPLANTS BRAND SIZE

- Zirconia _____
 Titanium _____

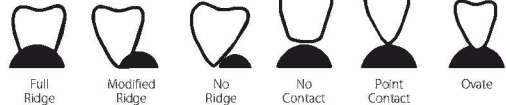
STAINING

- Light
 Medium
 Heavy
 None

METAL DESIGN



PONTIC DESIGN



OCCUSAL CLEARANCE

- Light Open Tight

IF INSUFFICIENT ROOM

- Adjust Opposing
 Reduction Coping
 Metal Occlusal / Lingual
 Please Call

CONTACT

- Broad Light
 Point Medium
 Heavy

REQUEST SUPPLIES

- Rx Forms
 Case Boxes
 FedEx Labels

MATERIALS ENCLOSED

- Bite Registration
 Models / Impressions
 Implant Parts
 Photos



Tel: (877) 800-2848

Admin@NXTLVLdentalLab
www.NXTLVLdentalLAB.COM

Company/ Doctor: _____

Lic. # _____ Account # _____ Rx Date: _____

Patient's Name: _____

Due Date (by 5 pm): _____ Select: M F

Address: _____

City: _____ State: _____ Zip: _____

Phone: _____

Email : _____

Authorized Signature*: _____

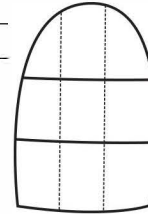
SPECIAL INSTRUCTIONS

TISSUE SHADE:

- Pink
 Light Pink
 Lucitone
 Light Meharry
 Medium Meharry
 Dark Meharry

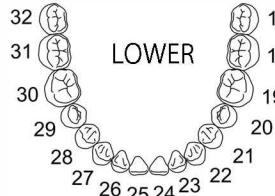
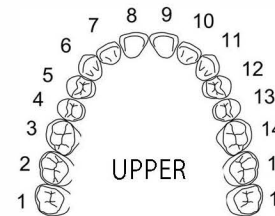
SHADE: _____

STUMP SHADE: _____



TOOTH #: _____

CIRCLE TEETH / ARCH



FOR LAB USE ONLY

Redo Correction NXT LVL LAB CASE #

Redo Reason:

- Open Margin Shade Off Fractured
 Open Contact Bite Off Other: _____

REMOVABLE

SELECT:

- Full Denture Unilateral
 Partial Upgrade To Premium Teeth

CAST METAL PARTIALS

- Chrome Cobalt Vitallium 2000

FULL DENTURES

- Standard Premium

IMMEDIATES

- Extract all Extract Tooth # _____

NON-METAL PARTIALS

- VALPLAST
 NXT LVL FLEX
 ACRYLIC / FLIPPER

REMOVABLE CASE SPECIFICATION

SELECT STAGE:

- Complete (one Stage)
 Frame Try-in
 Set to Enclosed Frame
 Wax Try-in w/Teeth
 Final Process

MAJOR CONNECTOR

- Lab Select Palatal Strap
 Full Palate Lingual Plate
 Horseshoe A-P Bar
 Lingual Bar

REMOVABLE EXTRAS

- Wax Bite Block Rebase
 Wax Bite Rim Reline Hard
 Custom Tray Reline Soft
 Bleach Tray Cusil # _____

NIGHT GUARDS

- Hard NXT LVL Thermoguard
 Soft
 Hard/Soft

SPORTS GUARD

- Sports Guard